

TCD 3.6

For mobile machinery

55.4 - 97 kW | 75-130 hp at 2000 - 2600 min⁻¹ | rpm
EU Stage IIIB & IV / US EPA Tier 4 interim & Tier 4

- Newly-designed, water-cooled 4-cylinder inline engine with turbocharging and cooled, external exhaust gas recirculation and optionally with and without charge air cooling.
- Use of DVERT[®] oxidation catalyst (DOC) and selective catalytic reduction (SCR) enables maintenance-free operation under all application and ambient conditions. A DVERT[®] particulate filter (DPF) is available as an option.
- The engines come with a modular exhaust aftertreatment system (EAT) configuration including the option of engine mounted systems. This simplifies machine integration for the OEM considerably and virtually means a drop-in solution.



- The extremely compact engine design and customer friendly accessories reduce the installation costs and increase the number of applications.
- 100% power take-off at flywheel and front end, and additionally up to two PTO drives with a total torque of up to 310 Nm.
- Best cold starting performance even under extreme conditions.
- The engines meet the requirements of the Tier 4 <56kW as well as EU Stage IIIB and EPA Tier 4i >56kW with DVERT[®] oxidation catalyst. Additionally for EU Stage IV / US Tier 4 >56kW with SCR. A variant without EAT is available as an option for less regulated markets.
- The powerful DEUTZ Common Rail injection system and the electronic engine control (EMR 4) with intelligent link to the drive management ensure optimum engine performance at low fuel consumption.
- 500 h oil change intervals and a maintenance-free valve train result in low maintenance costs and increased machine availability.

Technical data

Engine type		TD 3.6 L4	TCD 3.6 L4 interim	TCD 3.6 L4
No. of cylinders		4	4	4
Bore/stroke	mm in	98/120 3.9/4.7	98/120 3.9/4.7	98/120 3.9/4.7
Displacement	l cu in	3.6 221	3.6 221	3.6 221
Max. nominal speed	min ⁻¹ rpm	2600	2300	2300

Power output ¹⁾		TD 3.6 L4	TCD 3.6 L4 interim	TCD 3.6 L4
Power output as per ISO 14396	kW hp	55.4 74	90 120	97 130
at speed	min ⁻¹ rpm	2600	2300	2300
Max. torque	Nm lb/ft	330 243	480 354	510 376
at speed	min ⁻¹ rpm	1600	1600	1600
Minimum idling speed	min ⁻¹ rpm	800	800	800
Specific fuel consumption ²⁾	g/kWh lb/hph	225 0.37	225 0.37	220 0.36
Weight as per DIN 70020 Part 7A ³⁾	kg lb	350 772	350 772	350 772

1) Power data without deduction of fan power.

2) Best full load consumption refers to diesel with a density of 0.835 kg/dm³ at 15°C | 6.96 lb/US gallon at 60°F.

3) Without starter/alternator, cooler and fluids but with flywheel and flywheel housing.

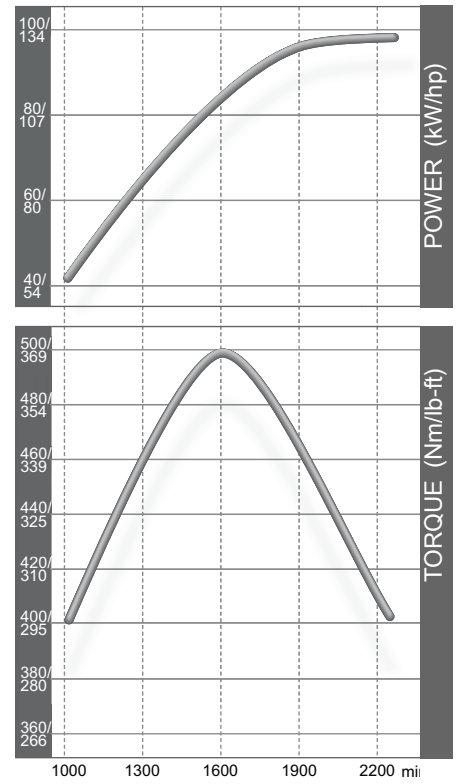
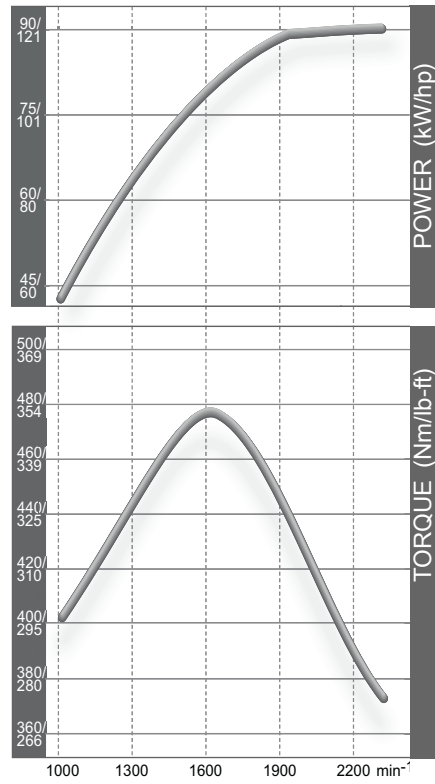
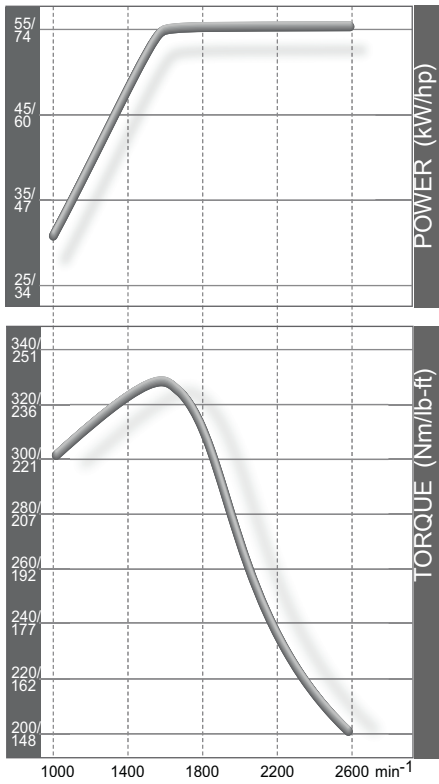
The data on this data sheet are for information purposes only and are not binding values. The data in the quotation is definitive.

Torque curve


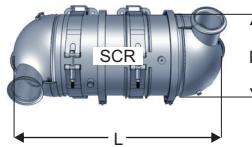
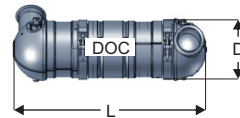

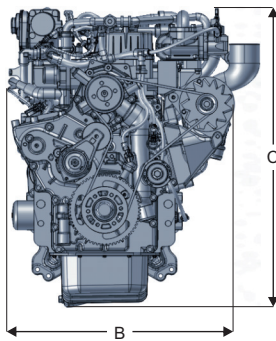
TD 3.6 L4 - 55.4 kW|75 hp

TCD 3.6 L4 - 90 kW|120 hp interim

TCD 3.6 L4 - 97 kW|130 hp



Dimensions



	A	B	C	DOC		SCR		DPF		DVERT® EAT			
				D	L	D	L	D	L	DOC	SCR	DPF	
TD 3.6 L4 T4	mm in	701 27.6	592 23.3	790 31.1	199 7.8	523 20.6	-	-	-	-	199 7.8	613 24.1	▲
TCD 3.6 L4 T4i	mm in	701 27.6	592 23.3	790 31.1	199 7.8	523 20.6	-	-	-	-	199 7.8	613 24.1	▲
TCD 3.6 L4 T4	mm in	701 27.6	592 23.3	790 31.1	199 7.8	523 20.6	246 9.7	659 25.9	199 7.8	613 24.1	■	■	▲

- Standard
- ▲ Optional

The DVERT® oxidation catalyst (DOC) does not satisfy the regulations of certain markets that have specified additional limit values for the number of particles (e.g. Switzerland). DEUTZ offers the DVERT® wallflow particulate filter as an option for these markets.

All connection variants are available either in 0° or 90° positions for inlet and outlet flanges.

Note: The engine dimensions and weights vary depending on the scope of delivery.

For more information please contact the DEUTZ AG Köln or the responsible sales partner.

